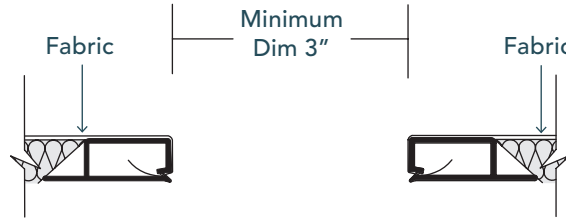
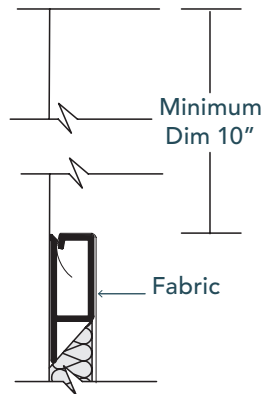


50  
MOBL

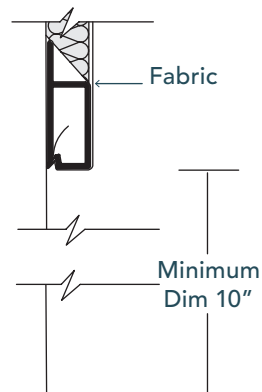
WALL



CEILING



FLOOR



DETAILS

DEPTH: 1/2"

**LOAD:** Bottom Load. Fabric is wrapped around the track and tucked along the bottom edge, parallel with the wall or ceiling. This track does not require edge wrapping.

**USAGE:** Perimeter track. Use to install stand-alone applique type panels and installations with exposed edges. Make sure there is sufficient space to allow for tucking the fabric along the bottom edge.

**EDGE:** Square

**EDGE WRAPPING:** Not Required.