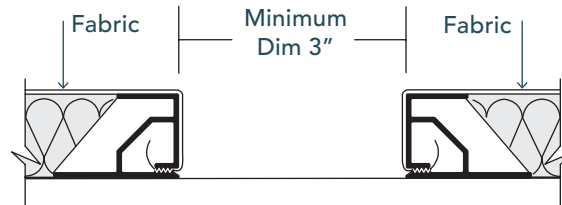
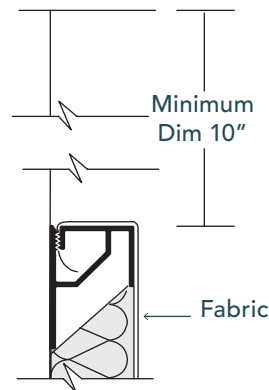


10 MOBL

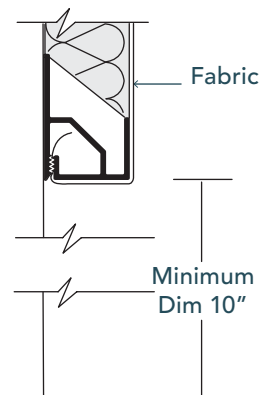
WALL



CEILING



FLOOR



DETAILS

DEPTH: 1"

LOAD: Bottom Load. Fabric is wrapped around the track and tucked along the bottom edge, parallel with the wall or ceiling. This track does not require edge wrapping.

USAGE: Perimeter track. Use to install stand-alone applique type panels and installations with exposed edges. Make sure there is sufficient space to allow for tucking the fabric along the bottom edge.

EDGE: Square

EDGE WRAPPING: Not Required.